




# GOOPER GHOST SQUISHER™



## WE REALLY DO CARE!

We make each toy with tender loving care. If there is a problem with your toy as you receive it, please let us know. Simply describe the problem and mail that description along with your name and address to:

KENNER PRODUCTS  
Consumer Affairs Dept.  
1014 Vine St.  
Cincinnati, OH 45202

**Kenner®**

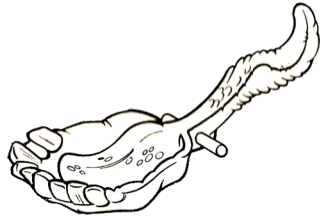
\*Kenner Parker Toys Inc.  
by its Division Kenner Products,  
Cincinnati, Ohio 45202



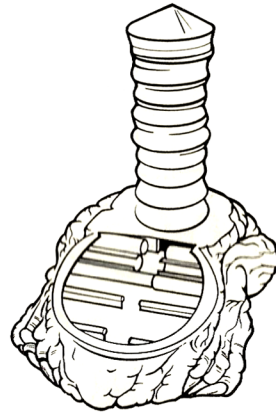
ECTO-PLAZM™  
PLAY GEL



HEAD



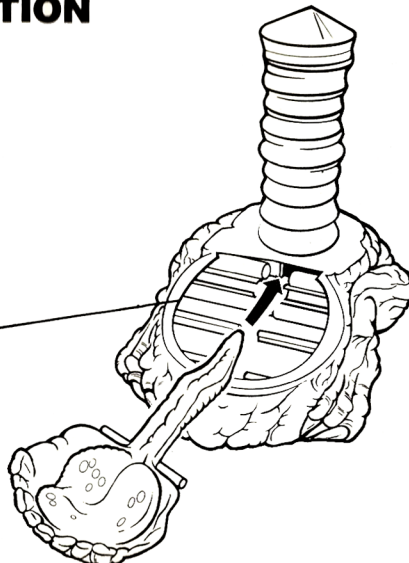
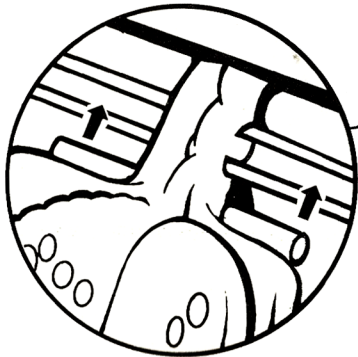
TAIL/JAW



BASE WITH PLUNGER

## ASSEMBLY AND OPERATION

1. Insert tail end of tail/jaw section through hole in lower mouth. Push and snap into base.



2. Pull up on head while holding base with other hand to remove head portion for filling.



3. Turn head upside down and fill entire tube with Ecto-Plazm™ Play Gel.

4. Position head over plunger, being careful to align tube opening with plunger.
5. Push down slowly on head to ooze Ecto-Plazm™ Play Gel from nose and mouth!



6. Push up and down on tail for lower jaw action.



7. Arms move up and down. Head can rotate on plunger.

## CLEANING INSTRUCTIONS

Clean immediately after play.

1. Separate pieces and rinse both pieces under tap or soak in warm soapy water. Drain on paper towel.
2. Do not leave Ecto-Plazm™ Play Gel inside toy after play.

ECTO-PLAZM may require kneading to achieve proper consistency. It must be stored in its own can when not in use to prevent drying. ECTO-PLAZM may stick to rugs, fabrics, hair, and may damage wood surfaces. If staining occurs, clean with cold water and a non-solvent base cleaning solution. Non-toxic water soluble gel not a food product.

